



VERSATIP

The
versatile
solution



VERSATIP



The next generation instruments in Hysteroscopy

The new and versatile solution for office and surgical Hysteroscopy. VERSATIP combines all the surgeon's needs with the requirements for appropriate cleaning in the CSSD.

- ▼ Detachable – one handle for all inserts
- ▼ Color code – the easy identification of the tip
- ▼ Two handles – self holding and standard
- ▼ The easy connection – the reliable ball tip technique
- ▼ Light weight handle – the perfect fit for your fingers
- ▼ Make cleaning easy – flushing port for the complete instrument
- ▼ 360° rotation - just with your finger tip
- ▼ All parts can be ordered seperately



PATENTED
10 2022 107 371.8

Watch the
product video






360°



Multiple tips design



Color coded inserts



Unique, detachable system



Flushing port for easy cleaning




Two handles - multiple options

FORCEPS & PUNCHES

- ▶ Automatic self-holding
- ▶ Black color coded




351-100-550
Self-holding handle for
forceps and punches
(recommended handle)



Grasping Forceps with toothed cup,
semi-rigid, double action

		Insert only	Complete instrument
340mm	5 Charr.	351-116-535	351-116-335
	7 Charr.	351-116-537	351-116-337
400mm	5 Charr.	351-116-505	351-116-305
	7 Charr.	351-116-507	351-116-307



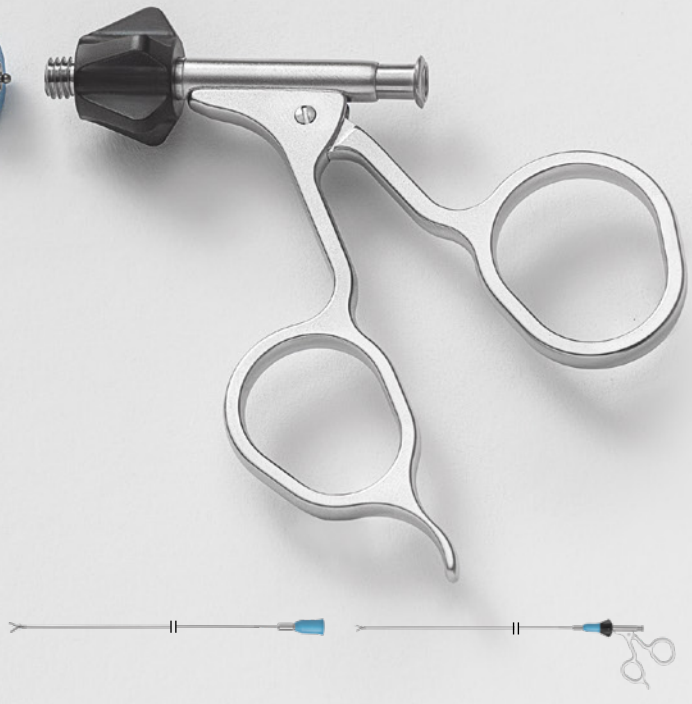
Grasping and Biopsy Forceps, toothed
Ø 1.6mm, semi-rigid, single action

		Insert only	Complete instrument
5 Charr.	340mm	351-127-535	351-127-335
	400mm	351-127-505	351-127-305



Tenaculum Forceps, 1x1 teeth,
semi-rigid, double action

		Insert only	Complete instrument
5 Charr.	340mm	351-117-535	351-117-335
	400mm	351-117-505	351-117-305





SHARK Tenaculum Grasping Forceps, semi-rigid, double action		Insert only	Complete instrument
340mm	5 Charr.	351-115-535	351-115-335
400mm		351-115-505	351-115-305



ACCARDI Harpoon Grasping Forceps, semi-rigid, double action		Insert only	Complete instrument
340mm	5 Charr.	351-119-535	351-119-335
400mm		351-119-505	351-119-305



Biopsy Forceps, semi-rigid, double action		Insert only	Complete instrument
340mm	5 Charr.	351-120-535	351-120-335
	7 Charr.	351-120-537	351-120-337
400mm	5 Charr.	351-120-505	351-120-305
	7 Charr.	351-120-507	351-120-307



Biopsy Punch Forceps, semi-rigid, single action		Insert only	Complete instrument
340mm	5 Charr.	351-126-535	351-126-335
400mm		351-126-505	351-126-305

SCISSORS

- Standard handle
- White color coded

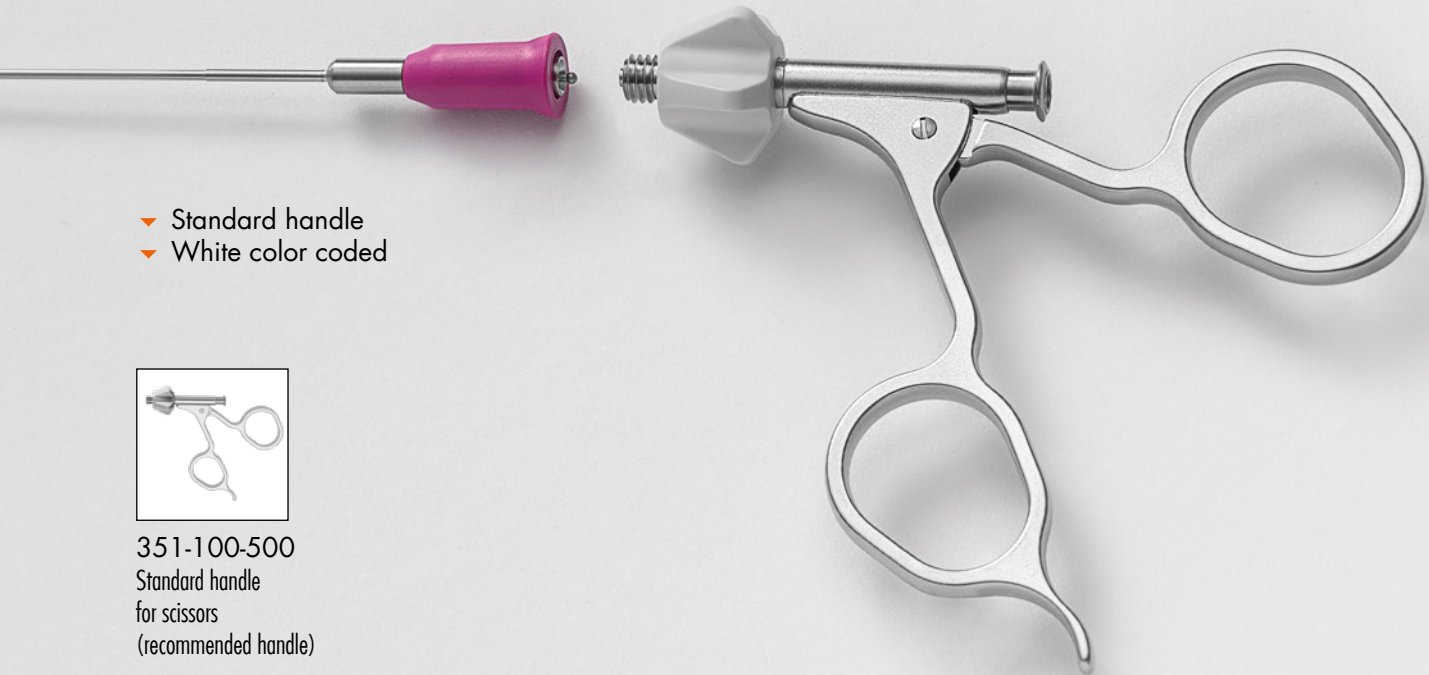


351-100-500
Standard handle
for scissors
(recommended handle)



Scissors, blunt tips, rigid, single action

		Insert only	Complete instrument
340mm	5 Charr.	351-100-535	351-100-335
	7 Charr.	351-100-537	351-100-337
400mm	5 Charr.	351-100-505	351-100-305
	7 Charr.	351-100-507	351-100-307



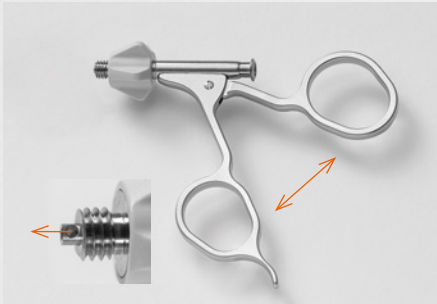
Scissors, sharp tips, single action

		Insert only	Complete instrument
340mm	5 Charr.	351-118-535	351-118-335
	7 Charr.	351-118-537	351-118-337
400mm	5 Charr.	351-118-505	351-118-305
	7 Charr.	351-118-507	351-118-307

Insert only


Complete instrument

ASSEMBLY




STEP 1

Open the handle.
The ball socket pushes out.
Keep the handle open.



STEP 2

1 Opened jaw
2 Close the jaw - the ball head pushes out. Keep the jaw closed.




STEP 3

Push back the locking nut.



STEP 4

With the handle opened and the jaws kept closed, Insert the ball head into the socket.



STEP 5

Close the handle. Shaft and insert will be retracted.
Keep the handle closed.
Screw the locking nut onto the handle.



DONE

Check the connection for being tight.
The knob rotates 360° and the handle as well as the jaw opens and closes.



RZ Medizintechnik GmbH

Unter Hasslen 20/22
78532 Tuttlingen, Germany

+49 7462 9470-0

sales@rz-medizintechnik.com
www.rz-medizintechnik.com

