



# LITHOTRIPSY







253-804-000\* Cystoscope, 0°, Ø 4mm, autoclavable



253-755-020\* Punch Sheath with Central Valve, 24 Charr. including Obturator



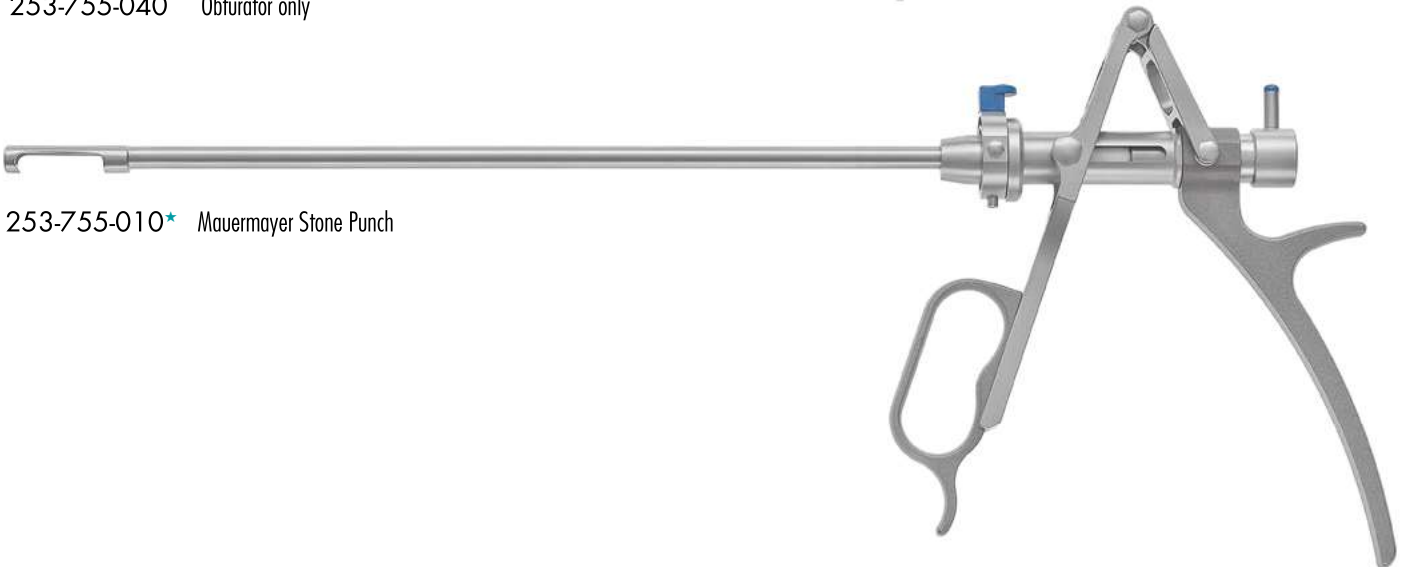
253-755-030 Visual Obturator with 7 Charr. working channel




253-755-040 Obturator only



253-755-010\* Mauermayer Stone Punch





253-755-500\* Hamada Bladder Stone Lithotripter, dismantable  
for use with RZ Cystoscope 253-804-030 or 253-804-070




Comparison:  
field of view

- 1 with 30° Endoscope
- 2 with 70° Endoscope

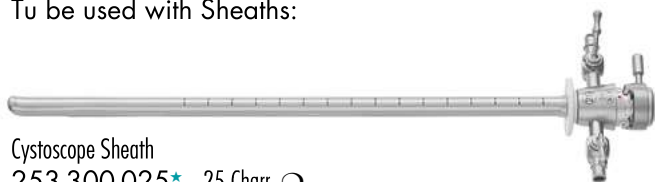


Dismountable




253-804-030 Cystoscope, autoclavable, Ø 4.0mm, 30° direction of view


To be used with Sheaths:



Cystoscope Sheath  
253-300-025\* 25 Charr. ○




Resectoscope Sheath  
253-000-256\* 26 Charr. ●  
253-000-258 28 Charr. ●



Resectoscope Sheath  
253-000-356 Fixed, 26 Charr. ●  
253-000-358 Fixed, 28 Charr. ●



253-430-100\* Adapter for use with Outer Resectoscope Sheaths

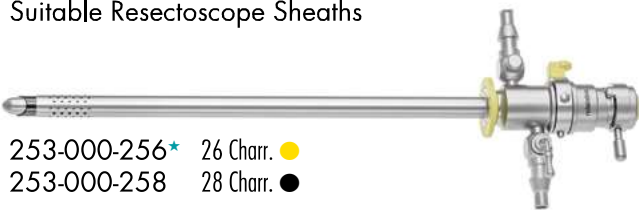


253-760-000\* Stone Crushing Forceps for small stones, single action




253-804-030 Cystoscope, autoclavable, Ø 4.0mm, 30° direction of view


### Suitable Resectoscope Sheaths



253-000-256\* 26 Charr. ●  
253-000-258 28 Charr. ●



253-000-356 Fixed, 26 Charr. ●  
253-000-358 Fixed, 28 Charr. ●



253-780-000 Tissue Punch to cut up denatured tissue after Prostata Resection