

CONSENS

CART ENDOSCOPIC TROLLEY SYSTEM



Modular Equipment Management
for modern endoscopy.



THE MODULAR TROLLEY PLATFORM

The CONSENS Cart is designed to organize endoscopic equipment in a clean, ergonomic and workflow-oriented setup. From a compact basic configuration to a fully equipped advanced cart, the system can be adapted to different clinical needs, room layouts and equipment combinations.



Modular configuration

Adapt the cart to your equipment setup with shelves, monitor holders, support arms, cable holders, gas cylinder holders and dedicated device accessories.



Clean and organized workflow

Clearly structured equipment placement helps reduce cable clutter and supports efficient access to frequently used devices and accessories.



Stable and OR-ready design

Revised base design and larger footprint improve stability, while the accessible mains plug supports convenient handling, even with monitors or additional equipment mounted.



Easy-to-clean surfaces

The new design reduces gaps and ripples, supporting easier cleaning and improved hygiene control.

3 configurations for different endoscopic setups



BASIC

300-002-910

This compact equipment trolley version provides the minimum necessary for standard equipment setup including:

- Socket strip for up to 8 devices with On/Off switch
- Ocular holder for camera head
- Cable channels



ESSENTIAL

300-002-920

The Essential version upgrades the Basic platform into a dedicated endoscopic tower, including:

- Monitor holder mounted on the upper shelf



ADVANCED

300-002-930

The Advanced version takes the endoscopic tower to the next level with flexible monitor positioning and improved OR handling. Designed for advanced endoscopic setups and optimized OR workflow, it additionally includes:

- Wheels with wall deflectors
- Monitor support arm
- Column-mounted power switch
- 15 kg counterweight

CONSENS CART

Built for clean, stable and flexible endoscopic setups



1
Easy-access socket strip with On/Off switch for up to 8 devices.



2
Ergonomic front and optional rear handles for easy positioning.



3
Multiple device shelves
Expandable shelf configuration.



4
Four conductive twin wheels
with brakes and optional wall protector.



5
Easy-to-configure counterweight sets
Up to 15.2 kg for added stability.






6 Choice of optional central monitor holder, support arm, or swivel arm for full flexibility.



7 Easier cleaning with smoother column geometry and fewer gaps.



8 Camera support for safe storage of the camera head, available as an option.












9 Optional cables management with power cable winder and light guide.












Available options to optimize your configuration:

- Gas cylinder holder
- Protective rear panel
- Flexible endoscope holder
- Irrigation IV pole
- and many more

Accessories & configuration comparison

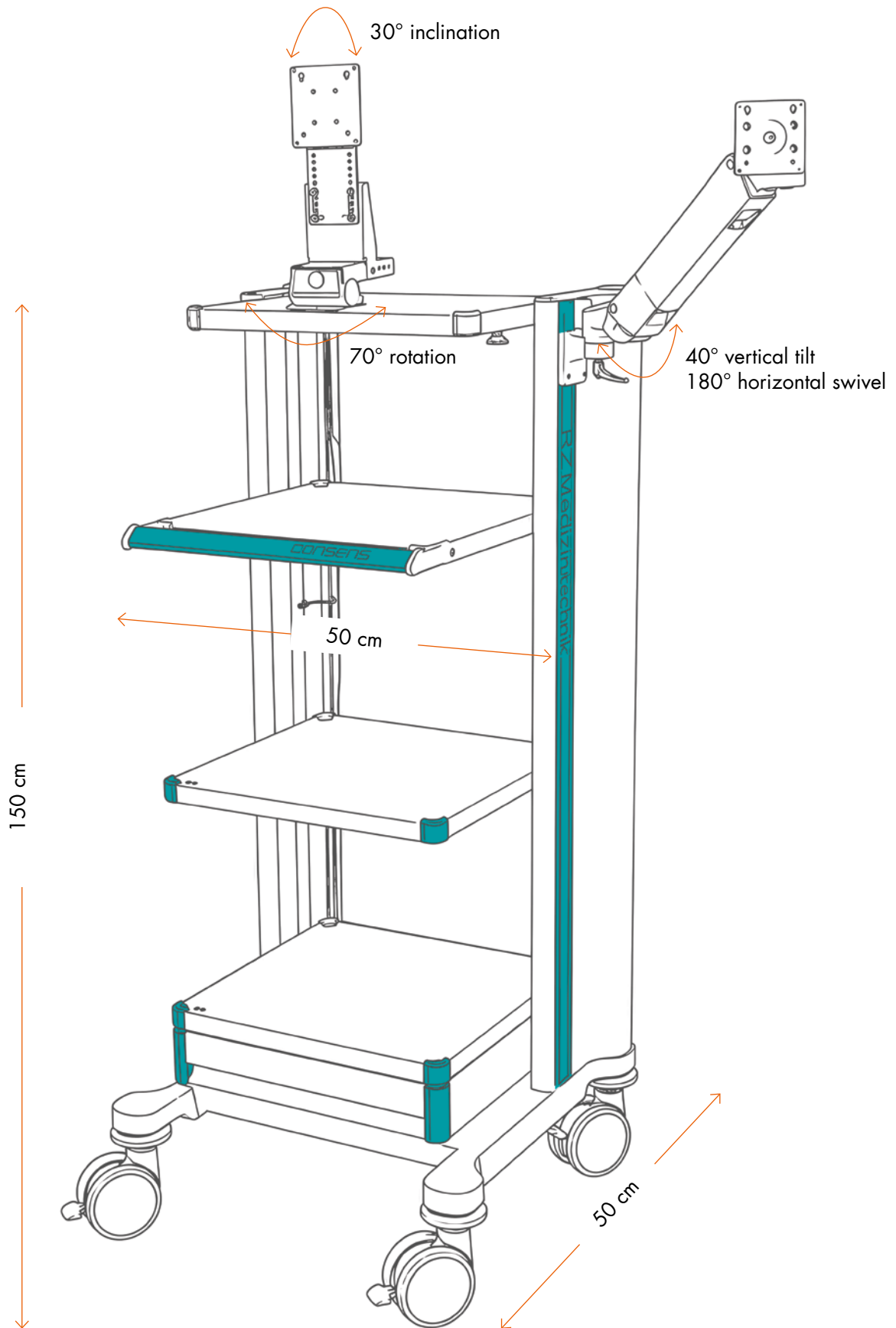
Accessory / Feature		BASIC	ESSENTIAL	ADVANCED
	Column-mounted power switch	-	-	●
	Wall Deflector	-	-	●
	300-002-951 Additional Shelf	○	○	○
	300-002-952 Keyboard Holder	○	○	○
	300-002-961 Upper Shelf with Universal Monitor Holder VESA 75/100 for up to 32" and 14 kg	-	●	●
	300-002-362 CONSENS Cart Monitor mount with monitor crossbeam VESA 75/100 for monitor up to 18 kg	◐	◐	○
	300-002-965 Monitor support arm length 40 cm VESA 75/100 from 8 to 14 kg	◐	◐	●
	300-002-966 Support Arm on Swivel Arm length up to 75cm, VESA 75/100 for up to 8 to 14 kg	◐	◐	○
	300-002-971 Gas Cylinder Holder 3/5/10 L (max. Ø145 mm) 300-002-972 Gas Cylinder Holder 20 L (max. Ø175 mm)	○	○	○

● included ○ optional - not possible ◐ Counterweights required for these options

Accessory / Feature	BASIC	ESSENTIAL	ADVANCED
 <p>300-002-983 Camera Holder with Cup</p>	○	○	○
 <p>300-002-984 Power Cable Winder</p>	○	○	○
 <p>300-002-985 Light Guide Cable Holder</p>	○	○	○
 <p>300-002-991 Counterweight, 6 kg 300-002-992 Counterweight, 9.2 kg</p>	○	○	●
 <p>300-002-993 Computer Holder, large, up to 20 kg</p>	○	○	○
 <p>300-002-994 Rear Panel</p>	○	○	○
 <p>300-002-995 Rear Handle, 2 pcs.</p>	○	○	○
 <p>300-002-986 Flexible Endoscope Holder</p>	○	○	○
 <p>300-002-973 IV Pole</p>	◐	◐	○

● included ○ optional - not possible ◐ Counterweights required for these options

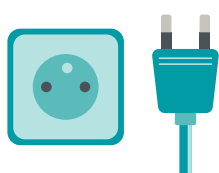
Specifications




Technical Data

Shelf	3 or 4 Shelf W x D: 456 x 447 mm Load capacity: 50 kg per shelf
Drawer	1 drawer W x D x H: 410 x 400 x 85 mm Load capacity: 3 kg
Wheels	4 conductive twin wheels brake: \varnothing 125 mm
Power	Socket strips Schuko 8-way, with on/off switch and earthing contact
Mains Cable (*)	Length: 5 m EU Plug type: CEE7 / VII 10A / 250 VAC UK Plug type: BS 1363 10A / 250 VAC US Plug type: American 3 pin 15A / 125 VAC
Dimension without accessories	Height: 150 cm Depth: 50 cm Width: 50 cm
Material	Steel/aluminium with powder-coated finish Plastic decorative elements
Cart Max load capacity	150 kg
Isolating Transformer	Isolating transformer of 1600 VA can be build in your configuration.

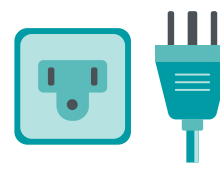
(*) Available Power Plug options (please specify when ordering):



TYPE EU (Standard)



TYPE UK



TYPE US

CONSENS CART

CONSENS Cart configuration request form

General Information

Company

Person responsible

Name of Configuration

Country

E-Mail

Date

Application

- Laparoscopy
 Arthroscopy
 Other (please specify)
- Urology
 ENT
- Hysteroscopy
 Open Surgery

Version

- BASIC
 ESSENTIAL
 ADVANCED
- 300-002-910
 300-002-920
 300-002-930




Accessories

<input type="checkbox"/>	300-002-951	Additional shelf
<input type="checkbox"/>	300-002-952	Keyboard holder
<input type="radio"/>	300-002-965	Support arm 400 mm for monitors
<input type="radio"/>	300-002-966	Support arm on swivel arm for monitors
<input type="radio"/>	300-002-971	Gas cylinder holder 3/5/10 L
<input type="radio"/>	300-002-972	Gas cylinder holder 20 L
<input type="checkbox"/>	300-002-983	Camera holder with cup
<input type="checkbox"/>	300-002-984	Power cable winder
<input type="checkbox"/>	300-002-985	Light guide cable holder
<input type="checkbox"/>	300-002-991	Counterweight 6.0 kg
<input type="checkbox"/>	300-002-992	Counterweight 9.2 kg
<input type="checkbox"/>	300-002-993	Computer holder, large (up to 20 kg)
<input type="checkbox"/>	300-002-994	Rear panel
<input type="checkbox"/>	300-002-995	Rear handle (2 pcs.)
<input type="checkbox"/>	300-002-986	Flexible endoscope holder
<input type="checkbox"/>	300-002-973	IV pole

Special features

- Exchange upper shelf with crossbeam and monitor holder up to 18 kg (300-002-962)
- Isolating transformer 1600 VA (300-002-996)
 - 115 V
 - 230 V

Mains Plug

- EU 
- UK 
- US 

@ Please send your configuration to: sales@rz-medizintechnik.com



CONSENS



RZ Medizintechnik GmbH

Unter Hasslen 20/22
78532 Tuttlingen, Germany

Phone: +49 7462 9470-0

sales@rz-medizintechnik.com
www.rz-medizintechnik.com

